



District Report Card: 2017


State: West Bengal	District: Hugli
Class: 3	Subject: Language
Schools: 60	Students: 1109


Participation/Coverage


Students

 GENDER	Boys		Girls	
	Number	%	Number	%
	517	46.62	592	53.38

 AREA	Rural		Urban	
	Number	%	Number	%
	761	68.62	348	31.38

 CATEGORY	SC		ST		OBC		GEN	
	Number	%	Number	%	Number	%	Number	%
	345	31.11	51	4.60	173	15.60	540	48.69

 CWSN	LD	VI	HI	S&LD	ID	Oth
	1	1	2	3	3	3

 Management	Government		Government-aided	
	Number	%	Number	%
	414	37.33	695	62.67

Average Performance of Students in Language (%)

Overall	Gender		Area		Management		Social Group			
	Male	Female	Rural	Urban	Govt.	Aided	SC	ST	OBC	GEN
74.05	71.94	75.90	73.08	76.19	75.49	73.20	71.69	59.35	77.34	75.90

Performance on Learning Outcomes (LOs)

Learning Outcomes	Description	Average Performance(%)
L304	Reads small texts with comprehension i.e., identifies main ideas, details, sequence and draws conclusions	75.44
L312	Reads printed scripts on the classroom walls: poems, posters, charts etc.	71.29

Range of Performance of Students who Answered Correctly							
Below 30%		30% - 50%		50% - 75%		Above 75%	
Number	%	Number	%	Number	%	Number	%
44	3.97	103	9.29	363	32.73	599	54.01

Lowest Performing Learning Outcomes (LOs)

- 1 - Reads printed scripts on the classroom walls: poems, posters, charts etc. (71.29)
- 2 - Reads small texts with comprehension i.e., identifies main ideas, details, sequence and draws conclusions (75.44)